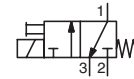




SOLENOID PILOT VALVES

for 298/398 valves, 150 & 200 mm operators
direct operated
1/4

NC



3/2
Series
314
356

FEATURES

- Compact design and low weight enabling easy installation on all series 298 & 398 valves with dia. 150 & 200 mm operators
- Standard manual operator allows for easy installation and maintenance
- Pilot 356: AC/DC interchangeability of the solenoid without disassembly of the valve
- The solenoid valves satisfy all relevant EU directives

GENERAL

Max. pilot pressure 0 to 10 bar [1 bar = 100 kPa]
Maximum viscosity 40 cSt (mm²/s)
Response time See page 7 (www.asco.com)

pilot (series)	fluids (*)	temperature range (TS)	seal materials (*)
314	filtered air and water	-10°C to +80°C	314/356 pilots: NBR (nitrile)
356			314 pilot: FPM (fluoroelastomer)



MATERIALS IN CONTACT WITH FLUID

(*) Ensure that the compatibility of the fluids in contact with the materials is verified

	Pilot 314	Pilot 356
Body	Brass or st. steel AISI 304	Brass or st. steel AISI 316
Core tube	Stainless steel	Stainless steel
Core and plugnut	Stainless steel	Stainless steel
Springs	Stainless steel	Stainless steel
Seats	Brass	Brass
Seals	NBR	FPM
Upper disc	FPM	-
Shading coil	Copper or silver	Copper

ELECTRICAL CHARACTERISTICS

Coil insulation class F
Connector Spade plug (cable Ø 6-10 mm)
Connector specification ISO 4400 / EN 175301-803, form A
Electrical safety IEC 335
Electrical enclosure protection Moulded IP65 (EN 60529)
Standard voltages DC (=) : 24V - 48V
 (Other voltages and 60 Hz on request) AC (~) : 24V - 48V - 115V - 230V / 50 Hz

prefix option	power ratings				operator ambient temperature range (TS) (C°)	replacement coil		type ⁽¹⁾
	inrush	holding		hot/cold		~	=	
	~	~	=	=				
-	50 (VA)	25 (VA)	10,1 (W)	8,5 / 11,6 (W)	-10 to +60	230 V/50 Hz	24 V DC	01
SC	15	7	5	5 / 6,9	-10 to +60	400727-117	400727-185	02

⁽¹⁾ Refer to the dimensional drawings on the following page.

SPECIFICATIONS (314 Series)

pipe size	orifice size	flow coefficient Kv				operating pressure differential (bar)						power coil (W)	thread type	dimensions / type ⁽¹⁾	15-DIGIT PRODUCT CODE									
		2→1		1→3		max. (PS)									brass ⁽²⁾	stainless steel ⁽²⁾	voltage code							
		(mm)	(m ³ /h)	(l/min)	(m ³ /h)	(l/min)	min. ⁽³⁾	air (*)	water (*)	-	-						-	-	~	=	24 V/50 Hz	48 V/50 Hz	115 V/50 Hz	230 V/50 Hz
1/4	3,2	0,22	3,7	0,17	2,8	0	10	6	10	6	-	-	10,1	11,6	G*	01	E314K151S1N01	E314K150S1N01	FL	FR	FT	F8	F1	F9

SPECIFICATIONS (356 Series)

pipe size	orifice size	flow coefficient Kv				operating pressure differential (bar)						power coil (W)	catalogue number ⁽²⁾													
		2→1		1→3		max. (PS)							brass body	stainless steel body												
		(mm)	(mm)	(m ³ /h)	(l/min)	(m ³ /h)	(l/min)	min. ⁽³⁾	air (*)	water (*)	-				-	-	-	~/=	~/=							
G																										
1/4	1,6	1,2	0,08	1,33	0,05	0,8	0	10	10	10	10	5	6,9	SCG356B469VMS	SCG356B474VMS											

⁽²⁾ Solenoid valve with 1/4 adapter.

⁽³⁾ Refer to leaflets on series 298/398 valves which show the minimum pilot pressure for each version of the product.

All leaflets are available on: www.asco.com

Pressure Operated Valves (2/2) - 73

OPTIONS

- Explosionproof enclosures for use in zones 1/21-2/22, categories 2-3 to ATEX Directive 2014/34/EU (www.asco.com)
- flow control device to fit port 3 (to increase air-operated pilot depressurization time):
M5, catalogue number: **34600380** / 1/8, catalogue number: **34600107**
- Connector with visual indication and peak voltage suppression or with cable length of 2 m (www.asco.com)

INSTALLATION

- The solenoid valves can be mounted in any position without affecting operation
- Pipe connection 1/4 (G*) has standard combination thread according to ISO 228/1 and ISO 7/1. Pipe connection G 1/8 or G 1/4 has standard thread according to ISO 228/1
- Installation/maintenance instructions are included with each valve

SPARE PARTS KIT

catalogue number	spare parts kit no.	
	~	=
E314K151S1N01	M200071N00	M200067N00
E314K150S1N01	M200073N00	M200069N00


ORDERING EXAMPLES / VALVES:

E314K151S1N01 F8			
SC	G356B469	VMS	24V / DC
			_____ voltage
catalogue number _____			


ORDERING EXAMPLES KITS:

M200071N00
catalogue number _____

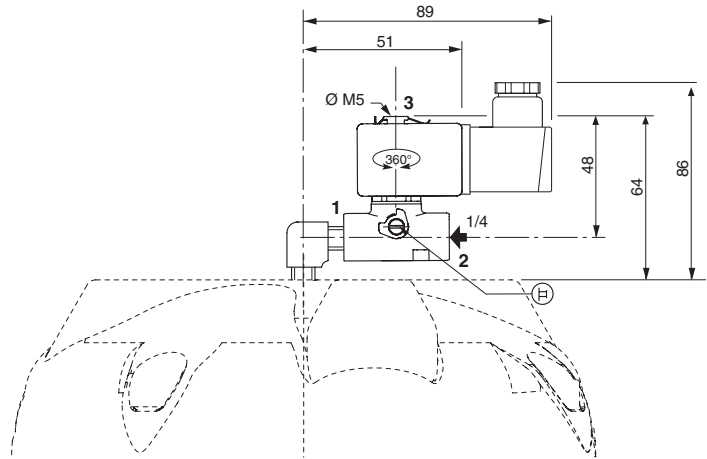
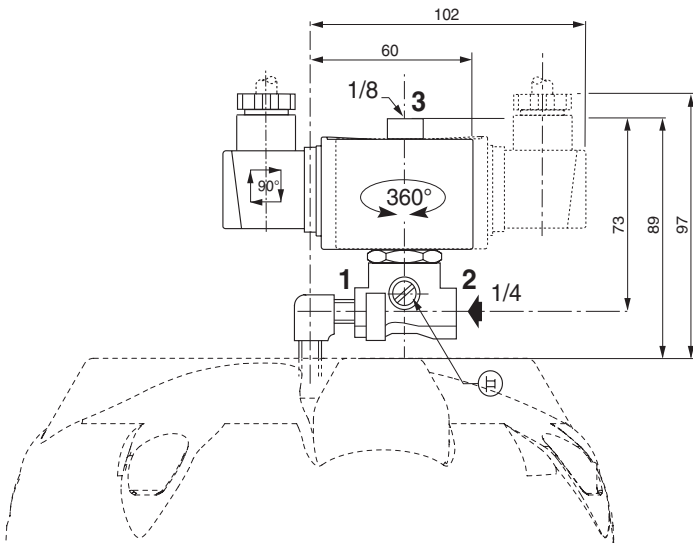
DIMENSIONS (mm), WEIGHT (kg)



TYPE 01
 Electrical interface "S1" (314 pilot)
 Epoxy moulded
 IEC 335 / ISO 4400
 IP65
E314K150S1N01/151S1N01



TYPE 02
 Prefix "SC" Solenoid (Pilot 356)
 Epoxy moulded
 IEC 335 / ISO 4400
 IP65
SCG356B469VMS - SCG356B474VMS



Ø 150-200 mm

type	prefix option	pilot	weight ⁽¹⁾
01	-	314 series	0,610
02	SC	356 series	0,253

⁽¹⁾ including adapter connection, coil and connector.